


LEGO WEDO IGOGAILUAREN ERAIKUNTZA:

30-45 minutuko iraupena.



Trastea





Trastea


Argibideak taldean lan egiteko:

Taldeko kide batzuk robota eraikitzen hasiko dira, 3.etik 11.era bitarteko diapositibak jarraituz, eta gainerako kideek 12.etik 20.era bitartekoak egingo dituzte.

Gainerakoa, programarekin batera, denon artean egiteko aukera izango duzue.




Trastea






Trastea






Trastea






Trastea






Trastea






Trastea







Trastea





Trastea






Trastea




Trastea






Trastea






Trastea






Trastea






Trastea






Trastea






Trastea






Trastea






Trastea






Trastea






Trastea






Trastea







Trastea






Trastea











Trastea






Trastea






Trastea






Trastea





Trastea



Programa ezazu Scratch-ekin:



Trastea

```
cuando inclinación sea = 1
  fijar fuerza del motor a 50
  fijar dirección del motor a hacia acá
  encender motor

cuando inclinación sea = 3
  fijar fuerza del motor a 50
  fijar dirección del motor a hacia allá
  encender motor

cuando inclinación sea = 0
  apagar motor

al presionar tecla espacio
  apagar motor
```